

Safety



ZONE

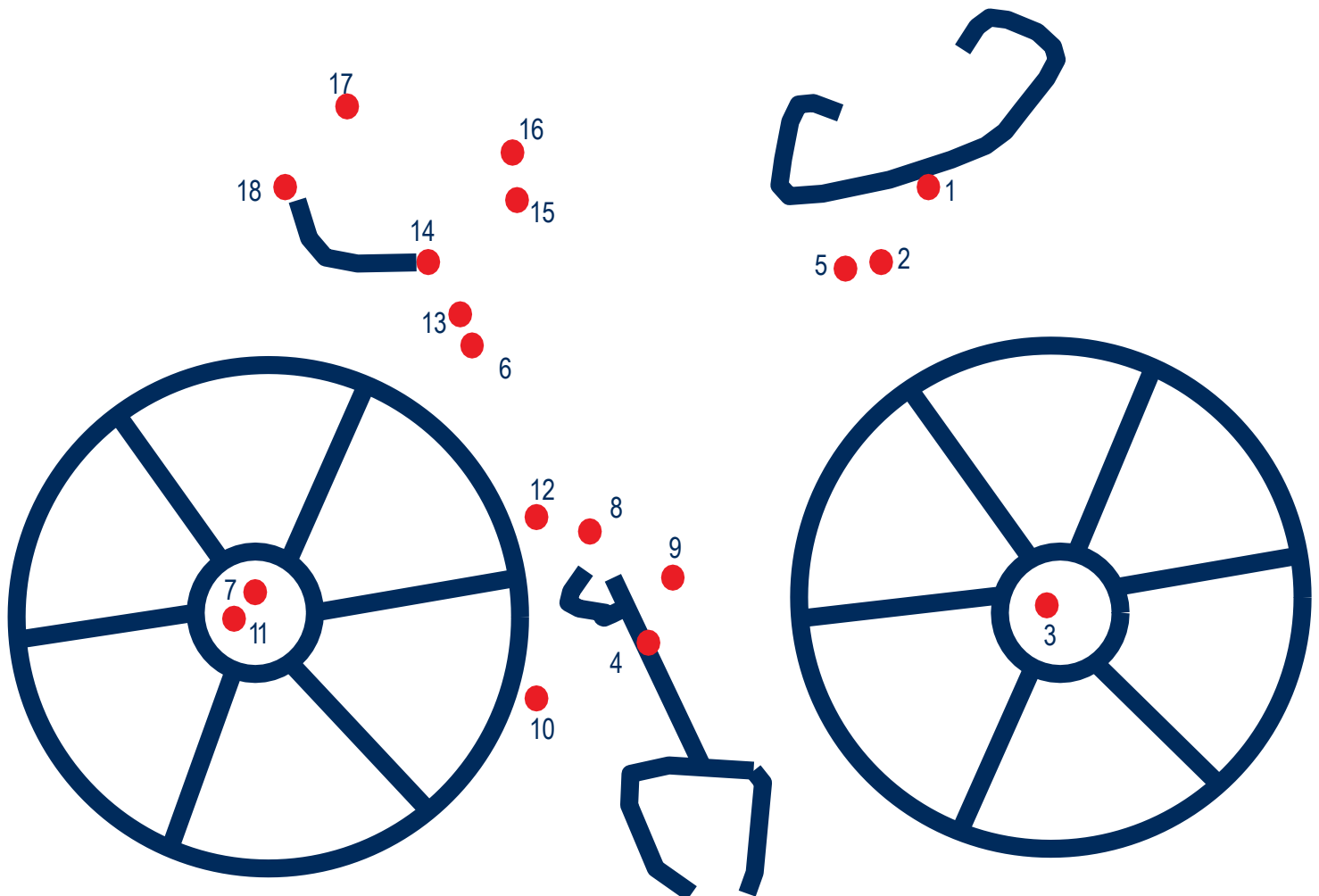
Kindergarten

Gig Harbor Fire & Medic One

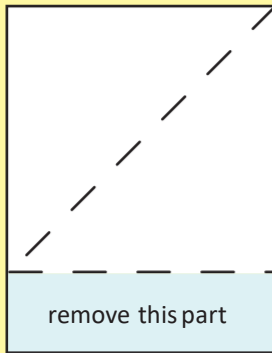

www.gigharborfire.org

Ride Safe!

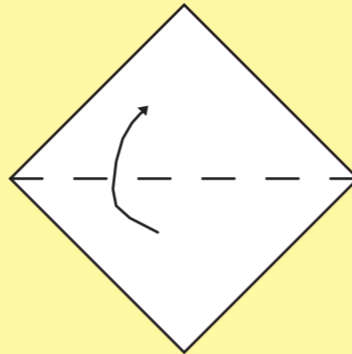
Connect the dots below to draw a bike. Begin with number 1, connect a line to number 2 and follow the numbers until you've created your bike. Draw a picture of yourself having fun on your bike. Don't forget to draw a helmet on your head. Always wear a helmet when riding a bike, scooter, skateboard or skates.



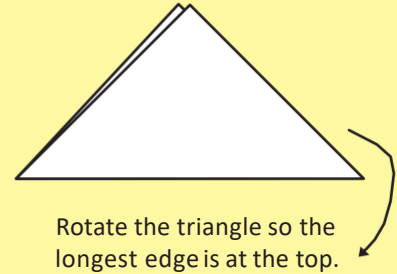
How To Fold An Origami Dog!



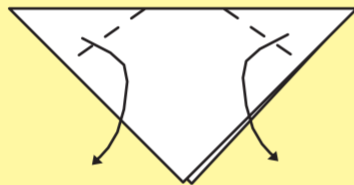
You'll need a square piece of paper. If you don't have origami paper, you can make a square from a rectangle. Fold on the dotted lines, and cut away the extra.



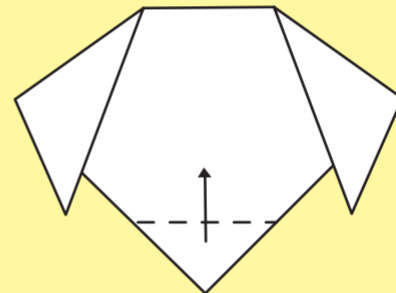
Fold your square in half diagonally.



Rotate the triangle so the longest edge is at the top.



Fold the top points down on the dotted lines to make ears.



Fold the bottom points up on the dotted line to make a mouth.



Draw a face and spots on your dog to look like Sparky!

